

1995 Boys' Sweet Sixteen Action

first round

UNIVERSITY HEIGHTS

VS.

BOYD COUNTY

March 16, 1995

**Rupp Arena
Lexington, Kentucky**

OFFICIAL STATISTICS BOOKLET

OFFICIAL NFSHA BASKETBALL BOX SCORE: *** FINAL *** Date: 03-16-95 Site:BOY'S SWEET 16, LEXINGTON

VISITORS (Last Name, First)

NO.	BOYD COUNTY	Tot FG		3-POINT		FT	FTA	Rebounds			PF	TP	A	TO	BLK	S	TIME
		FG	FGA	FG	FGA			OFF	DEF	TOT							
33	STEVENS, CHAD	4	13	0	0	5	6	5	2	7	5	13	1	0	0	0	29:24
44	LEE, FRANK	5	20	1	11	4	4	0	6	6	3	15	1	3	0	1	30:49
40	SALYERS, JEROME	1	7	0	0	4	1	1	2	3	4	2	0	2	0	0	17:04
21	CYRUS, NATHAN	4	9	2	5	3	4	1	1	2	4	13	2	1	0	6	26:23
22	SPARKS, CASEY	4	8	0	1	5	8	6	4	10	2	13	4	3	0	2	32:00
30	McLAIN, CHIP	1	4	0	0	0	0	1	0	1	2	2	1	0	0	0	12:18
23	ISON, JESSE	0	4	0	0	0	0	0	0	0	1	0	1	2	0	1	7:44
52	KOONS, ERIC	1	1	0	0	0	0	0	0	0	0	2	0	0	0	0	2:38
42	TAYLOR, DANNY	0	0	0	0	0	0	0	0	0	0	0	0	0	0	0	1:40
TEAM REBOUNDS (INCLUDED IN TOTALS)																	
TOTALS		20	62	3	17	17	23	17	15	32	21	60	10	11	0	10	160

Percentages: Game FG 20/62 32.3% 3-PT. 3/17 17.6% FT 17/23 73.9%

Period 1 6/11 54.5% 3/4 75.0% 7/10 70.0%

Period 2 7/12 58.3% 0/2 0.0% 1/2 50.0%

Period 3 2/17 11.8% 0/5 0.0% 4/4 100.0%

Period 4 5/22 22.7% 0/6 0.0% 5/7 71.4%

HOME (Last Name, First)

NO.	UNIVERSITY HEIGHTS	Tot FG		3-POINT		FT	FTA	Rebounds			PF	TP	A	TO	BLK	S	TIME
		FG	FGA	FG	FGA			OFF	DEF	TOT							
34	WESTER, TERRANCE	2	5	0	2	6	7	2	2	4	0	10	0	5	0	0	22:45
44	VICTOR, ISIAH	5	8	0	0	0	0	0	6	6	3	10	2	3	3	1	26:38
32	BARNES, LALMONT	5	7	0	0	4	8	3	8	11	5	14	1	2	1	1	26:02
20	BUCKNER, HAURYIO	5	11	4	8	5	6	0	5	5	1	19	2	6	0	1	32:00
30	FORREST, MICHAEL	2	8	0	0	1	2	0	4	4	4	5	6	5	0	2	32:00
42	SWANAGAN, HAROLD	2	3	0	0	2	2	3	1	4	5	6	1	1	2	0	17:46
11	MAXIE, WAYNE	0	1	0	0	0	0	0	0	0	0	0	0	0	0	0	2:49
TEAM REBOUNDS (INCLUDED IN TOTALS)																	
TOTALS		21	43	4	10	18	25	10	27	37	18	64	12	22	11	5	160

Percentages: Game FG 21/43 48.8% 3-PT. 4/10 40.0% FT 18/25 72.0%

Period 1 3/12 25.0% 0/5 0.0% 5/6 83.3%

Period 2 5/10 50.0% 1/1 100.0% 7/10 70.0%

Period 3 9/13 69.2% 2/2 100.0% 1/2 50.0%

Period 4 4/8 50.0% 1/2 50.0% 5/7 71.4%

OFFICIALS: Barry Barnes, Sarge Donahue, Keith Clary-Alt
 Technicals: None

SCORE BY PERIODS

BOYD COUNTY	22	15	8	15	=	60
UNIVERSITY HEIGHTS	11	18	21	14	=	64

Attendance: 10,475

COMMENTS: POINTS OFF TURNOVERS

BOYD COUNTY 25 UNIVERSITY HEIGHTS 12 BOYD COUNTY 8 UNIVERSITY HEIGHTS 15

Produced by the KHSAA SWEET 16 Stat Crew with FINAL III - a Product of Stone Consulting (606)273-3941

SECOND CHANCE POINTS

BOYD COUNTY "LIONS" vs UNIVERSITY HEIGHTS "BLAZERS"
1st Half Play by Play

PAGE : 1

Tip off at 9:00 p.m. on 03/16/95 at BOY'S SWEET 16, LEXINGTON
Produced by the KHSAA SWEET 16 Stat Crew with FINAL III
Final III is a product of STONE CONSULTING SERVICE (606)273-3941

Player	Team	UNIVERSITY HEIGHTS	Time	Score	BOYD COUNTY	Player	Team
WESTER, TERRANCE, VICTOR		ISIAH, BARNES, LALMONT, BUCKNER, MAURYIO, FORREST, MICHAEL			STEVENS, CHAD, LEE, FRANK, SALYERS, JEROME, CYRUS, NATHAN, SPARKS, CASEY		
		Ball to BLAZERS	1 7:16		Foul on STEVENS, CHAD	1	1
1-2 50.0%	1-2 50.0%	BUCKNER, MAURYIO, 2 Free Throws missed 1st made 2nd	1 7:16	*1-0			
1	1	Foul on BARNES, LALMONT	1 7:02				
			1 6:39	1-2*	16 ft Right Side Jump shot by CYRUS, NATHAN	1-1	100% 1-3 33.3%
1	2	Foul on VICTOR, ISIAH	1 6:13				
			1 6:13	1-3*	SPARKS, CASEY, 2 Free Throws made 1st missed 2nd	1-2	50.0% 1-2 50.0%
			1 5:57		Foul on SALYERS, JEROME	1	2
2	3	Foul on BARNES, LALMONT	1 5:39				
			1 5:39	1-4*	STEVENS, CHAD, 2 Free Throws missed 1st made 2nd	1-2	50.0% 2-4 50.0%
			1 5:31		Foul on SALYERS, JEROME	2	3
			1 5:31		Sub In: McLAIN, CHIP Out: SALYERS, JEROME		
1-1 100%	1-5 20.0%	Turnaround Layup by BARNES, LALMONT	1 5:10	*3-4			
1	1	Assist by BUCKNER, MAURYIO					
			1 4:56	3-7*	3 pt 23 ft Left Angle Jump shot by CYRUS, NATHAN	2-2	100% 2-5 40.0%
					Assist by McLAIN, CHIP	1	1
			1 4:07	3-9*	Driving Reverse Lay Up by LEE, FRANK	1-2	50.0% 3-7 42.8%
			1 4:04				
		REB: 6 A: 1 BLK: 2 TO: 4 PF: 3			REB: 4 A: 1 BLK: 0 TO: 1 PF: 3		
S: 0	FT: 1-2 50.0%	FG: 1-6 16.6%	No. 1 UNIVERSITY HEIGHTS	T I M E - O U T	S: 2 FT: 2-4 50.0%	FG: 3-7 42.8%	
		Sub In: SWANAGAN, HAROLD Out: VICTOR, ISIAH	1 4:04				
		Sub In: MAXIE, WAYNE Out: WESTER, TERRANCE	1 4:04				
3-4 75.0%	3-4 75.0%	BUCKNER, MAURYIO, 2 Free Throws made both	1 3:56		Foul on SPARKS, CASEY	1	4
			1 3:56	*5-9			
			1 3:45	5-12*	3 pt 22 ft Right Side Jump shot by LEE, FRANK	2-3	66.6% 4-8 50.0%
					Assist by SPARKS, CASEY	1	2
			1 3:23		Foul on CYRUS, NATHAN	1	5
2-2 100%	5-6 83.3%	SWANAGAN, HAROLD, 2 Free Throws made both	1 3:23	*7-12			
			1 3:09	7-14*	Driving Layup by LEE, FRANK	3-4	75.0% 5-9 55.5%
2-2 100%	2-8 25.0%	Driving Dunk by BARNES, LALMONT	1 2:52	*9-14			
1	2	Assist by FORREST, MICHAEL					
1	4	Foul on BUCKNER, MAURYIO	1 2:34				
1	5	Foul on FORREST, MICHAEL	1 2:03				
			1 2:03	9-15*	CYRUS, NATHAN, 2 Free Throws missed 1st made 2nd	1-2	50.0% 3-6 50.0%
			1 2:03				
1	6	Sub In: VICTOR, ISIAH Out: BARNES, LALMONT	1 1:19				
		Foul on SWANAGAN, HAROLD	1 1:19	9-17*	STEVENS, CHAD, 2 Free Throws made both	3-4	75.0% 5-8 62.5%
		Sub In: WESTER, TERRANCE Out: MAXIE, WAYNE	1 1:04	*11-17			
1-1 100%	3-11 27.2%	4 ft Lane Follow by SWANAGAN, HAROLD	1 0:41	11-20*	3 pt 23 ft Left Angle Jump shot by CYRUS, NATHAN	3-3	100% 6-11 54.5%
					Assist by CYRUS, NATHAN	1	3
2	7	Foul on FORREST, MICHAEL	1 0:23				
			1 0:23	11-22*	CYRUS, NATHAN, 2 Free Throws made both	3-4	75.0% 7-10 70.0%

BOYD COUNTY "LIONS" vs UNIVERSITY HEIGHTS "BLAZERS"
1st Half Play by Play

PAGE : 2

Tip off at 9:00 p.m. on 03/16/95 at BOY'S SWEET 16, LEXINGTON
Produced by the KHSAA SWEET 16 Stat Crew with FINAL III
Final III is a product of STONE CONSULTING SERVICE (606)273-3941

Player	Team	UNIVERSITY HEIGHTS	Time	Score	BOYD COUNTY	Player	Team	
BARNES, LALMONT, WESTER, TERRANCE, BUCKNER, MAURYIO, FORREST, MICHAEL, SWANAGAN, HAROLD					CYRUS, NATHAN, SPARKS, CASEY, STEVENS, CHAD, LEE, FRANK, McLAIN, CHIP			
1-3 33.3% 4-13 30.7% Driving Layup by FORREST, MICHAEL 1 3 Assist by BARNES, LALMONT					2 7:29	11-24*	1-2	50.0% 7-14 50.0%
2-2 100% 5-15 33.3% Follow Tip by SWANAGAN, HAROLD					2 7:11	*13-24	2	4
0-2 00.0% 5-8 62.5% BARNES, LALMONT, 2 Free Throws missed both					2 6:48			
1-2 50.0% 6-10 60.0% FORREST, MICHAEL, 1 & Bonus made 1st missed 2nd 2 8 Foul on SWANAGAN, HAROLD					2 6:48	13-26*	1-2	50.0% 8-16 50.0%
Sub In: VICTOR, ISIAH Out: SWANAGAN, HAROLD					2 6:20	*15-26		
5-6 83.3% 8-12 66.6% BUCKNER, MAURYIO, 1 & Bonus made both 3 9 Sub In: SWANAGAN, HAROLD Out: WESTER, TERRANCE Player Control Foul on SWANAGAN, HAROLD					2 5:52		1	6
2-4 50.0% 10-14 71.4% BARNES, LALMONT, 1 & Bonus made both					2 5:37		2	7
1-1 100% 6-18 33.3% 7 ft Lane Turnaround by VICTOR, ISIAH					2 5:37			
REB: 16 A: 3 BLK: 3 TO: 11 PF: 9 S: 3 FT: 10-14 71.4% FG: 6-18 33.3%					2 5:37	15-28*	1-1	100% 9-18 50.0%
Sub In: WESTER, TERRANCE Out: SWANAGAN, HAROLD					2 5:13		1	5
2-2 100% 12-16 75.0% WESTER, TERRANCE, 1 & Bonus made both					2 5:03		1	8
1-6 16.6% 7-20 35.0% 3 pt 22 ft Right Angle Jump 1 4 shot by BUCKNER, MAURYIO Assist by VICTOR, ISIAH					2 5:03	*16-28		
1-3 33.3% 8-22 36.3% 6 ft Lane Bank by WESTER, TERRANCE, made					2 4:50			
					2 4:50	16-29*	2-4	50.0% 8-12 66.6%
					2 4:39		2	9
					2 4:39			
					2 4:39			
					2 4:39			
					2 4:39	*18-29		
					2 4:26			
					2 4:11			
					2 3:28		2	10
					2 3:28			
					2 3:28	*20-29		
					2 3:02	*22-29		
					2 2:59			
					2 2:59			
					2 2:59			
					2 2:59	22-31*	2-3	66.6% 10-19 52.6%
					2 2:34		1	11
					2 2:34	*24-31		
					2 2:22	24-33*	1-2	50.0% 11-20 55.0%
					2 1:55	24-35*	4-7	57.1% 12-21 57.1%
					2 1:41	*27-35		
					2 1:21	27-37*	2-4	50.0% 13-22 59.0%
					2 0:00	*29-37	1	7

TIME - O U T

BOYD COUNTY No. 1

REB: 9 A: 5 BLK: 0 TO: 6 PF: 10
S: 6 FT: 8-12 66.6% FG: 9-18 50.0%

OFFICIAL NFSHS BASKETBALL BOX SCORE: * OFFICIAL FIRST HALF *
 Date: 03-16-95 Site: BOY'S SWEET 16, LEXINGTON

VISITORS (Last Name, First)

NO.	BOYD COUNTY	Tot FG		3-POINT		FT		Rebounds			PF	TP	A	TO	BLK	S	TIME				
		FG	FGA	FG	FGA	FT	FTA	OFF	DEF	TOT											
33	STEVENS, CHAD	2	4	0	0	3	4	0	2	2	2	7	0	0	0	0	14:20				
44	LEE, FRANK	4	8	1	4	0	0	0	4	4	1	9	1	3	0	1	14:49				
40	SALYERS, JEROME	1	2	0	0	0	0	0	0	0	2	2	0	1	0	0	5:28				
21	CYRUS, NATHAN	3	4	2	2	3	4	0	0	0	2	11	1	0	0	2	10:23				
22	SPARKS, CASEY	2	3	0	0	2	4	2	3	5	1	6	3	0	0	2	16:00				
30	McLAIN, CHIP	0	1	0	0	0	0	0	0	0	2	0	1	0	0	0	7:54				
23	ISON, JESSE	0	0	0	0	0	0	0	0	0	1	0	1	2	0	1	6:48				
52	KOONS, ERIC	1	1	0	0	0	0	0	0	0	0	2	0	0	0	0	2:38				
42	TAYLOR, DANNY	0	0	0	0	0	0	0	0	0	0	0	0	0	0	0	1:40				
TEAM REBOUNDS (INCLUDED IN TOTALS)																					
TOTALS		13	23	3	6	8	12	2	9	11	11	37	7	6	0	6	80				
Percentages:		HALF		FG		13/23		56.5%		3-PT.		3/6		50.0%		FT		8/12		66.7%	
		Period 1				6/11		54.5%				3/4		75.0%				7/10		70.0%	
		Period 2				7/12		58.3%				0/2		0.0%				1/2		50.0%	

HOME (Last Name, First)

NO.	UNIVERSITY HEIGHTS	Tot FG		3-POINT		FT		Rebounds			PF	TP	A	TO	BLK	S	TIME				
		FG	FGA	FG	FGA	FT	FTA	OFF	DEF	TOT											
34	WESTER, TERRANCE	1	3	0	2	2	2	1	1	2	0	4	0	4	0	0	11:48				
44	VICTOR, ISIAH	1	2	0	0	0	0	0	2	2	1	2	1	0	2	1	10:38				
32	BARNES, LALMONT	2	3	0	0	2	4	1	3	4	2	6	1	1	0	0	13:57				
20	BUCKNER, MAURYIO	1	6	1	4	5	6	0	2	2	1	8	1	2	0	0	16:00				
30	FORREST, MICHAEL	1	5	0	0	1	2	0	2	2	2	3	1	3	0	2	16:00				
42	SWANAGAN, HAROLD	2	2	0	0	2	2	3	0	3	3	6	0	1	1	0	8:52				
11	MAXIE, WAYNE	0	1	0	0	0	0	0	0	0	0	0	0	0	0	0	2:45				
TEAM REBOUNDS (INCLUDED IN TOTALS)																					
TOTALS		8	22	1	6	12	16	7	10	17	9	29	4	11	3	3	80				
Percentages:		HALF		FG		8/22		36.4%		3-PT.		1/6		16.7%		FT		12/16		75.0%	
		Period 1				3/12		25.0%				0/5		0.0%				5/6		83.3%	
		Period 2				5/10		50.0%				1/1		100.0%				7/10		70.0%	

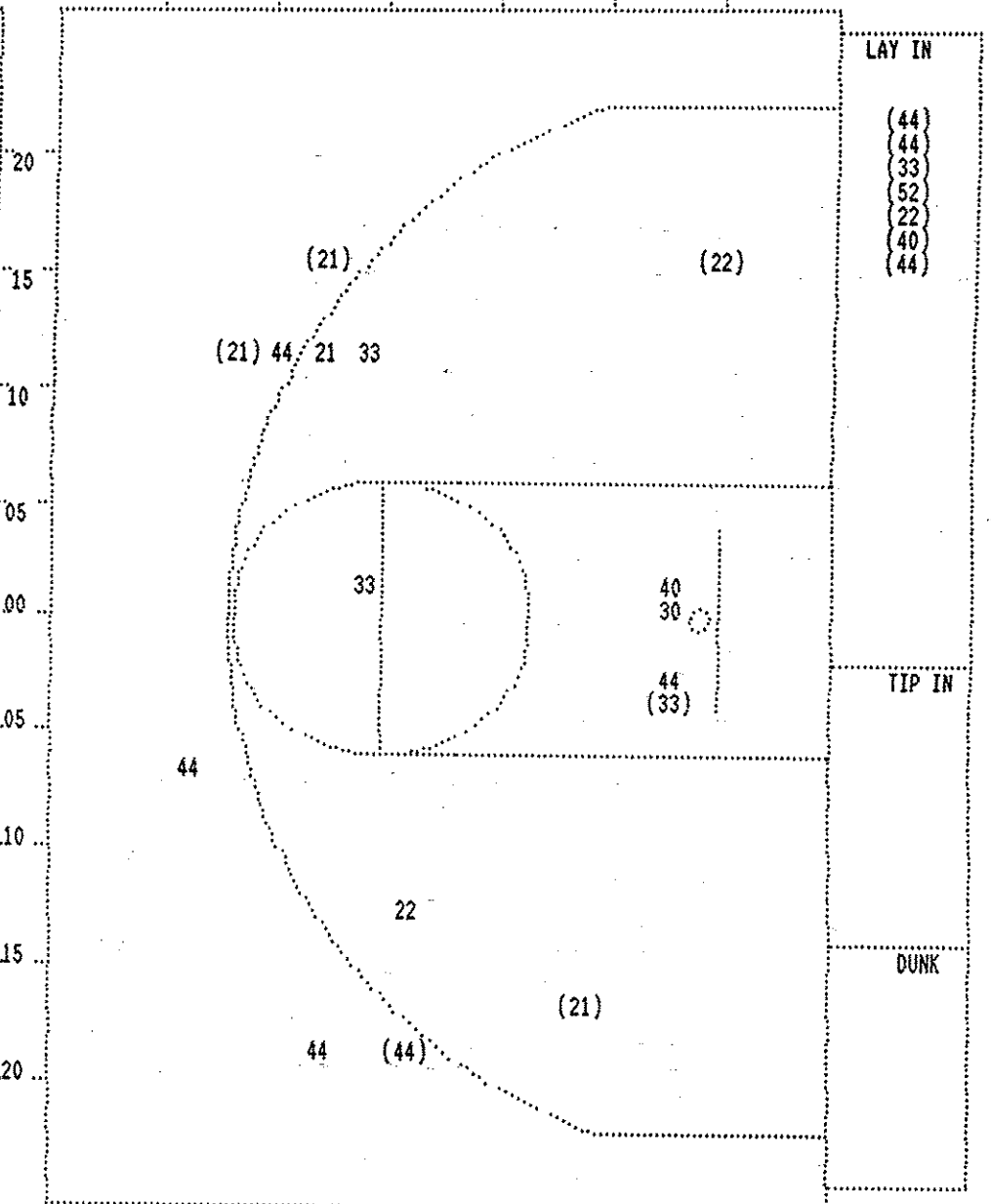
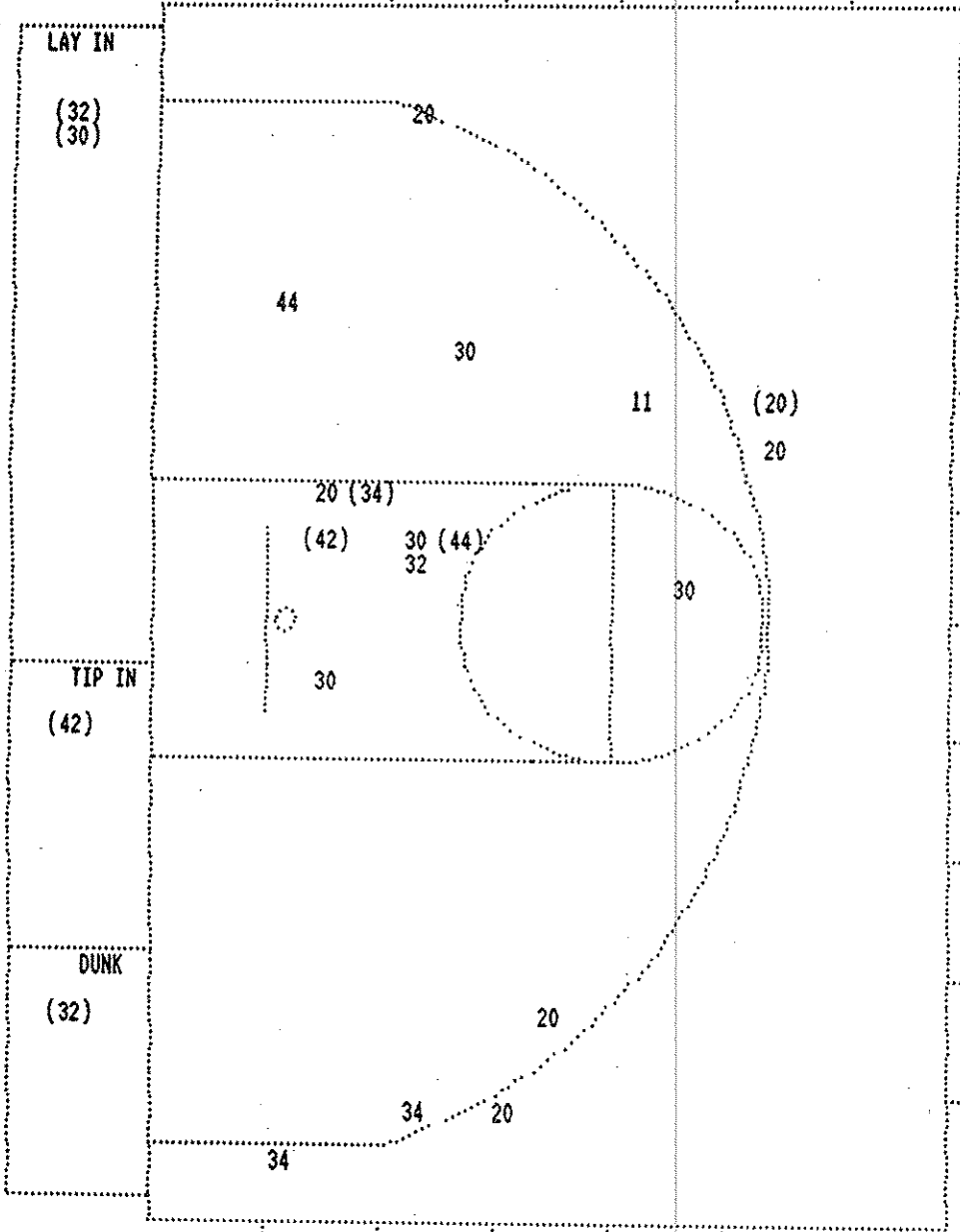
OFFICIALS: Barry Barnes, Sarge Donahue, Keith Clary-Alt
 Technicals: None

		SCORE BY PERIODS	
BOYD COUNTY	22	15	= 37
UNIVERSITY HEIGHTS	11	18	= 29

Attendance: 10,475

COMMENTS: POINTS OFF TURNOVERS		SECOND CHANCE POINTS	
BOYD COUNTY	13	UNIVERSITY HEIGHTS	6
BOYD COUNTY	1	UNIVERSITY HEIGHTS	9

Produced by the KHSAA SWEET 16 Stat Crew with FINAL III - a Product of Stone Consulting (606)273-3941



UNIVERSITY HEIGHTS

Player	Player	Player
34 - WESTER, TER 1/3 33.3%	11 - MAXIE, WAY 0/1 0.0%	
44 - VICTOR, IS 1/2 50.0%	42 - SWANAGAN, H 2/2 100.0%	
32 - BARNES, LA 2/3 66.6%		
20 - BUCKNER, MA 1/6 16.6%		
30 - FORREST, MI 1/5 20.0%		
Layups 1-9 Ft 10-15 Ft Over 15 Ft 3 Pointers Total		
4/4 3/7 0/2 1/6 8/22		
100.0% 42.9% 0.0% 0.0% 16.7% 36.4%		

BOYD COUNTY

Player	Player	Player
33 - STEVENS, C 2/4 50.0%	30 - McLAIN, CH 0/1 0.0%	
44 - LEE, FRANK 4/8 50.0%	52 - KOUNS, ERI 1/1 100.0%	
40 - SALYERS, J 1/2 50.0%		
21 - CYRUS, NAT 3/4 75.0%		
22 - SPARKS, CA 2/3 66.6%		
Layups 1-9 Ft 10-15 Ft Over 15 Ft 3 Pointers Total		
7/7 1/4 0/1 2/5 3/6 13/23		
100.0% 25.0% 0.0% 40.0% 50.0% 56.5%		

BOYD COUNTY "LIONS" vs UNIVERSITY HEIGHTS "BLAZERS"
2nd Half Play by Play

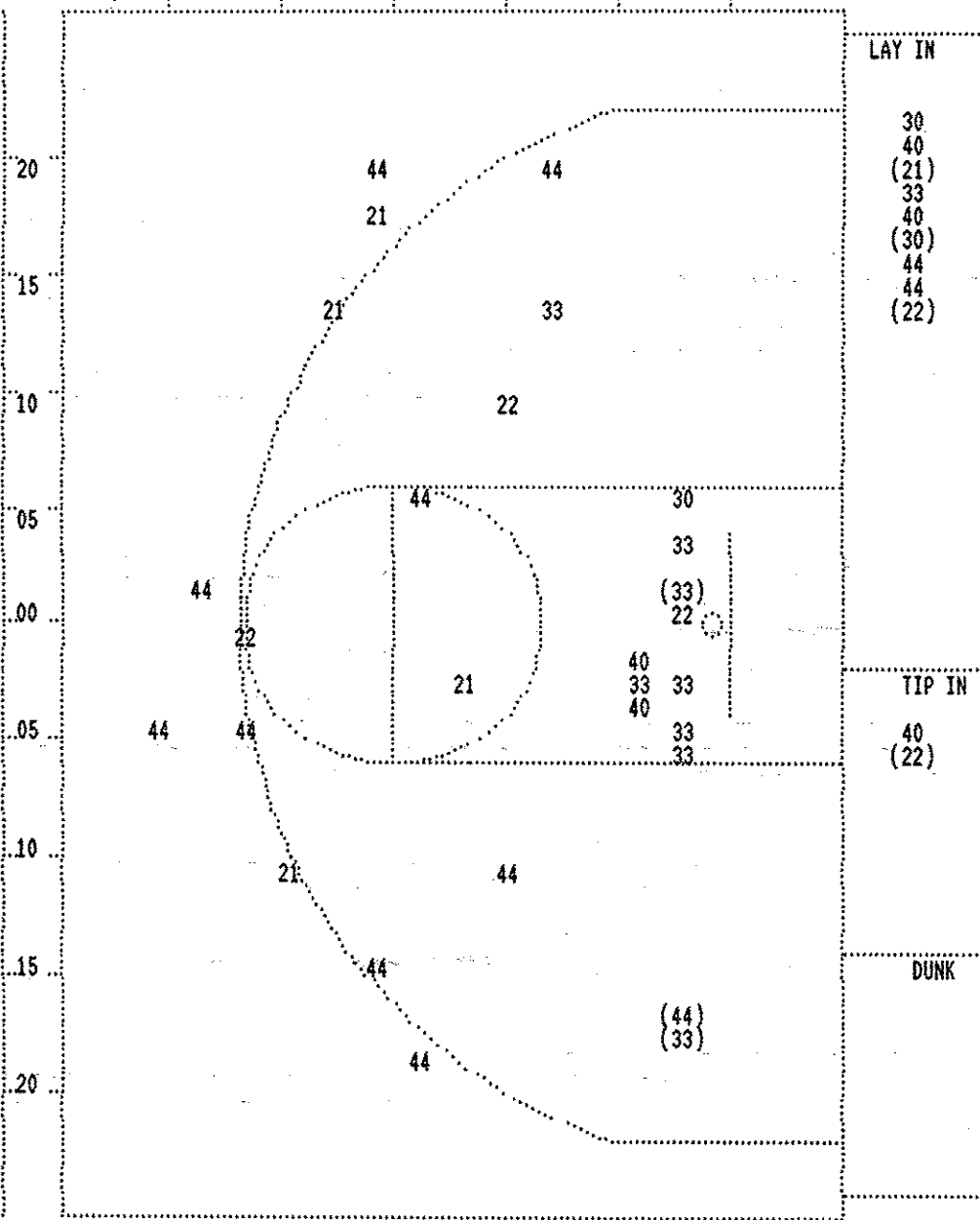
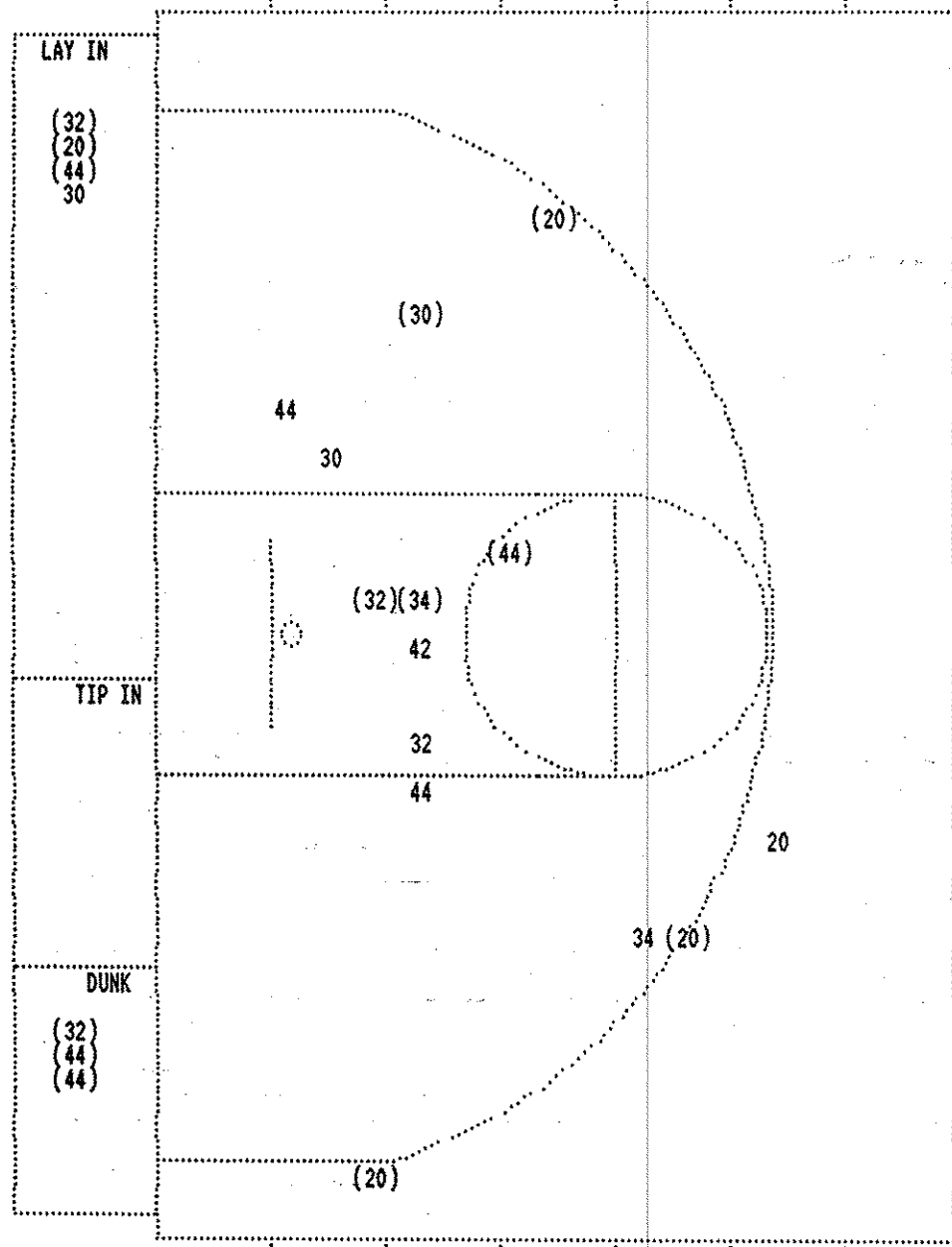
PAGE : 1

Tip off at 9:00 P.M. on 03/16/95 at BOY'S SWEET 16, LEXINGTON
Produced by the KHSAA SWEET 16 Stat Crew with FINAL III
Final III is a product of STONE CONSULTING SERVICE (606)273-3941

Player	Team	UNIVERSITY HEIGHTS	Time	Score	BOYD COUNTY	Player	Team	
WESTER, TERRANCE, VICTOR, ISIAH, BARNES, LALMONT, BUCKNER, MAURYIO, FORREST, MICHAEL			STEVENS, CHAD, LEE, FRANK, SALYERS, JEROME, CYRUS, NATHAN, SPARKS, CASEY					
2-3	66.6%	9-23 39.1%	3 7:49	*31-37				
		Ball to BLAZERS	3 7:36	31-39*	16 ft Right Base Line Jump shot by LEE, FRANK	5-9	55.5% 14-24 58.3%	
2-6	33.3%	10-24 41.6%	3 7:12	*33-39				
		15 ft Right Side Jump shot by FORREST, MICHAEL	3 6:35	33-41*	2 ft Lane Jump shot by STEVENS, CHAD	3-7	42.8% 15-27 55.5%	
					Assist by SPARKS, CASEY	4	8	
3-4	75.0%	11-26 42.3%	3 6:07	*35-41				
		Layup Off Fast Break by BARNES, LALMONT						
		Assist by VICTOR, ISIAH	3 5:16		Foul on STEVENS, CHAD	3	1	
3-6	50.0%	13-18 72.2%	3 5:16	*36-41				
		BARNES, LALMONT, 2 Free Throws missed 1st made 2nd	3 4:30		Foul on SALYERS, JEROME	3	2	
			3 4:30		Sub In: McLAIN, CHIP Out: SALYERS, JEROME			
			3 4:30					
4-5	80.0%	12-28 42.8%	3 4:30	*38-41				
		Sub In: SWANAGAN, HAROLD Out: WESTER, TERRANCE						
		3 ft Lane Turnaround by BARNES, LALMONT	3 3:41					
		Assist by BUCKNER, MAURYIO	3 3:41	38-43*	STEVENS, CHAD, 2 Free Throws made both	5-6	83.3% 10-14 71.4%	
		Foul on BARNES, LALMONT	3 3:38		Foul on LEE, FRANK	2	3	
2-7	28.5%	13-29 44.8%	3 3:28	*40-43				
		Driving Layup by BUCKNER, MAURYIO	3 2:48		Foul on SPARKS, CASEY	2	4	
			3 2:48		Sub In: ISON, JESSE Out: STEVENS, CHAD			
3-8	37.5%	14-31 45.1%	3 2:24	*43-43				
		3 pt 20 ft Left Angle Jump shot by BUCKNER, MAURYIO						
		Assist by SWANAGAN, HAROLD						
			3 2:18					
		REB: 21 A: 7 BLK: 5 TO: 13 PF: 1			REB: 16 A: 8 BLK: 0 TO: 9 PF: 4			
		S: 4 FT: 13-18 72.2% FG: 14-31 45.1%	Y I M E - O U T	BOYD COUNTY No. 1	S: 6 FT: 10-14 71.4% FG: 15-33 45.4%			
3-6	50.0%	15-32 46.8%	3 2:03	*45-43				
		Driving Layup by VICTOR, ISIAH						
		Assist by FORREST, MICHAEL	3 1:52		Sub In: STEVENS, CHAD Out: McLAIN, CHIP			
		Foul on SWANAGAN, HAROLD	3 1:52		Sub In: SALYERS, JEROME Out: ISON, JESSE			
			3 1:52					
		Sub In: WESTER, TERRANCE Out: SWANAGAN, HAROLD	3 1:52	45-45*	LEE, FRANK, 2 Free Throws made both	2-2	100% 12-16 75.0%	
5-7	71.4%	16-34 47.0%	3 1:12	*47-45				
		Turnaround Dunk by BARNES, LALMONT						
		Assist by FORREST, MICHAEL						
4-9	44.4%	17-35 48.5%	3 0:34	*50-45				
		3 pt 21 ft Right Side Jump shot by BUCKNER, MAURYIO						

Player	Team	UNIVERSITY HEIGHTS	Time	Score	BOYD COUNTY	Player	Team
BUCKNER, MAURYIO, FORREST, MICHAEL, BARNES, LALMONT, WESTER, TERRANCE, VICTOR, ISIAH							
4	3	Foul on BARNES, LALMONT	4 7:26				
		Sub In: SWANAGAN, HAROLD Out: BARNES, LALMONT	4 7:26	50-47*	SPARKS, CASEY, 2 Free Throws made both	4-6	66.6% 14-18 77.7%
			4 7:26				
			4 7:15	50-49*	Layup Off Fast Break by CYRUS, NATHAN	4-7	57.1% 16-42 38.0%
		REB: 26 A: 9 BLK: 7 TO: 14 PF: 3 S: 4 FT: 13-18 72.2% FG: 17-36 47.2%	4 7:08		REB: 21 A: 8 BLK: 0 TO: 10 PF: 4 S: 7 FT: 14-18 77.7% FG: 16-42 38.0%		
No. 1 UNIVERSITY HEIGHTS TIME - O U T							
3	4	Foul on FORREST, MICHAEL	4 6:46				
2	5	Foul on VICTOR, ISIAH	4 6:29				
2-5	40.0% 18-38 47.3%	4 ft Lane Follow by WESTER, TERRANCE	4 6:29	50-51*	LEE, FRANK, 2 Free Throws made both	4-4	100% 16-20 80.0%
			4 6:07	*52-51			
4-7	57.1% 19-39 48.7%	Driving Dunk by VICTOR, ISIAH	4 5:00	52-53*	16 ft Right Base Line Jump shot by STEVENS, CHAD	4-12	33.3% 17-46 36.9%
		Assist by FORREST, MICHAEL	4 4:50	*54-53			
5-11	45.4% 20-40 50.0%	3 pt 22 ft Left Side Jump shot by BUCKNER, MAURYIO	4 4:06	*57-53			
		Assist by FORREST, MICHAEL					
		Sub In: BARNES, LALMONT Out: WESTER, TERRANCE	4 3:35				
			4 3:35		Sub In: McLAIN, CHIP Out: SALYERS, JEROME		
5-8	62.5% 21-41 51.2%	Driving Dunk by VICTOR, ISIAH	4 3:07	57-55*	Driving Layup by McLAIN, CHIP	1-4	25.0% 18-51 35.2%
		Assist by FORREST, MICHAEL			Assist by STEVENS, CHAD	1	9
6	12		4 3:01	*59-55			
4	6	Foul on FORREST, MICHAEL	4 2:13		Foul on STEVENS, CHAD	4	5
			4 2:09				
		REB: 33 A: 12 BLK: 9 TO: 20 PF: 6 S: 5 FT: 13-18 72.2% FG: 21-41 51.2%	4 1:54		REB: 25 A: 9 BLK: 0 TO: 11 PF: 5 S: 9 FT: 16-20 80.0% FG: 18-54 33.3%		
No. 2 UNIVERSITY HEIGHTS TIME - O U T							
5	7	Foul on SWANAGAN, HAROLD	4 1:54		Sub In: SALYERS, JEROME Out: McLAIN, CHIP		
		Sub In: WESTER, TERRANCE Out: SWANAGAN, HAROLD	4 1:10				
			4 1:10				
			4 1:10		SALYERS, JEROME, 1 & Bonus missed 1st	0-1	00.0% 16-21 76.1%
4-4	100% 15-20 75.0%	WESTER, TERRANCE, 1 & Bonus made both	4 0:58		Foul on CYRUS, NATHAN	3	6
			4 0:50		Foul on LEE, FRANK	3	7
			4 0:50	*61-55			
3	8	Foul on VICTOR, ISIAH	4 0:35	61-57*	Follow Tip by SPARKS, CASEY	3-7	42.8% 19-60 31.6%
			4 0:35				
			4 0:35	61-58*	SPARKS, CASEY, 1 Free Throw made	5-7	71.4% 17-22 77.2%
			4 0:25	61-60*	Layup Off Fast Break by SPARKS, CASEY	4-8	50.0% 20-61 32.7%
					Assist by CYRUS, NATHAN	2	10
			4 0:07		Foul on SALYERS, JEROME	4	8
4-8	50.0% 16-22 72.7%	BARNES, LALMONT, 2 Free Throws missed 1st made 2nd	4 0:07	*62-60			
			4 0:07		Sub In: McLAIN, CHIP Out: SALYERS, JEROME		
			4 0:06		Foul on CYRUS, NATHAN	4	9
			4 0:06		Sub In: SALYERS, JEROME Out: McLAIN, CHIP		
6-6	100% 18-24 75.0%	WESTER, TERRANCE, 1 & Bonus made both	4 0:06	*64-60			
		Foul on BARNES, LALMONT	4 0:04				
		Sub In: MAXIE, WAYNE Out: BARNES, LALMONT	4 0:04				
			4 0:04		Sub In: McLAIN, CHIP Out: SALYERS, JEROME		
			4 0:04		SPARKS, CASEY, 1 & Bonus missed 1st	5-8	62.5% 17-23 73.9%
			4 0:00		Foul on STEVENS, CHAD	5	10
			4 0:00		Sub In: SALYERS, JEROME Out: STEVENS, CHAD		
6-7	85.7% 18-25 72.0%	WESTER, TERRANCE, 1 & Bonus missed 1st	4 0:00				
			4 0:00		Rebound by CYRUS, NATHAN	D-1 Tot-1	D-1 Tot-32

SECOND HALF SHOT CHART Produced by KHSAA SWEET 16 Stat Crew with FINAL III - a Copyrighted Product of STONE CONSULTING (606)273-3941



UNIVERSITY HEIGHTS					
Player			Player		
34 - WESTER, TER	1 / 2	50.0%	42 - SWANAGAN, H	0 / 1	0.0%
44 - VICTOR, IS	4 / 6	66.6%			
32 - BARNES, LA	3 / 4	75.0%			
20 - BUCKNER, MA	4 / 5	80.0%			
30 - FORREST, MI	1 / 3	33.3%			
Layups	1-9 Ft	10-15 Ft	Over 15 Ft	3 Pointers	Total
6 / 7	3 / 7	1 / 2	0 / 1	3 / 4	13 / 21

BOYD COUNTY					
Player			Player		
33 - STEVENS, C	2 / 9	22.2%	30 - McLAIN, CH	1 / 3	33.3%
44 - LEE, FRANK	1 / 12	8.3%			
40 - SALYERS, J	0 / 5	0.0%			
21 - CYRUS, NAT	1 / 5	20.0%			
22 - SPARKS, CA	2 / 5	40.0%			
Layups	1-9 Ft	10-15 Ft	Over 15 Ft	3 Pointers	Total
4 / 11	1 / 10	0 / 5	2 / 2	0 / 11	7 / 39